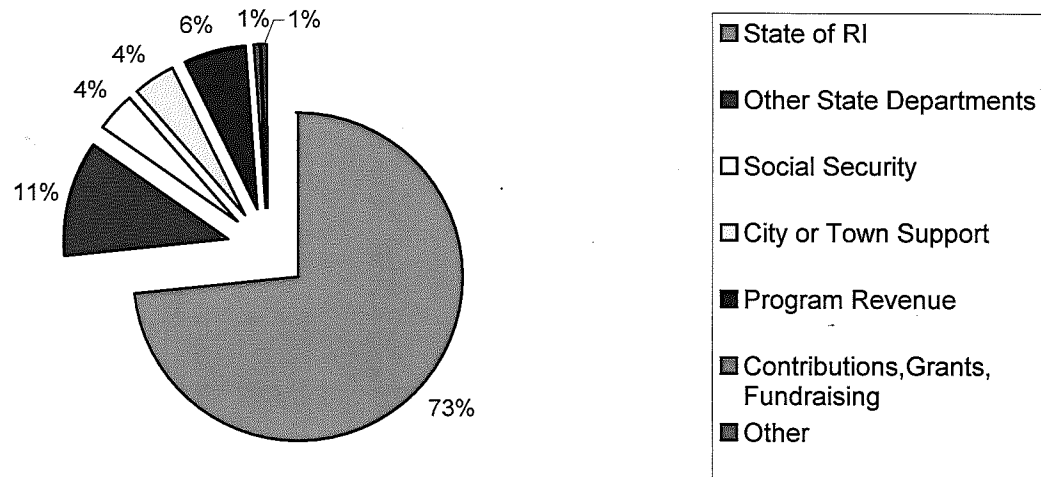
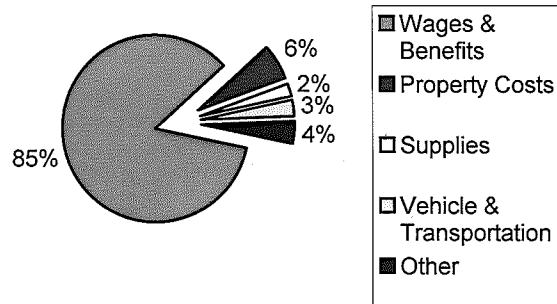


**LOOKING UPWARDS, INC.
2010 AUDITED FINANCIAL INFORMATION**

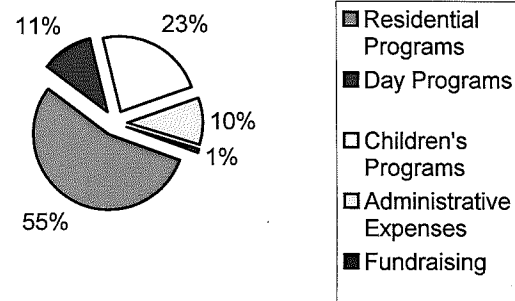
2010 Income Breakdown by Source



2010 Expense Functional Breakdown



2010 Expense Breakdown by Program



Overview of Looking Upwards' Financial Information 2010

2010 Expense Breakdown by Program - As you will see, *Looking Upwards* is fiscally conservative, keeping our administrative costs at 9.7%, which is well below the industry standard of 15-20% of overall budget. These administrative costs include the building that houses our administrative staff as well as the salaries of the Executive Director, Financial and Human Resource Departments, and our Technology, Fundraising and Grantwriting/Communications staff members. We have reduced these expenses in 2011 by sharing some of these resources with another organization, which I will tell you more about below.

2010 Expense Functional Breakdown - Additionally, you will see that our greatest expense (85%) is the cost of salaries and benefits. This is a reflection of our commitment to putting our resources behind delivering the best quality of services. Because we are a service organization, *the size and quality of our staff is the means by which we are able to support children develop skills needed for life and adults participating in our services to lead fulfilling lives.*

2010 Income Breakdown By Source - And finally, as you look at our sources of income, you will see that *the majority of services we provide are funded through state and federal funds.* This is our main source of financial support for assisting the individuals participating in our programs.